Disney

CINDERELLA

IN THEATERS MARCH 13



PG

© DISNEY

ELLA'S ONLY FRIENDS ARE THE HOUSE MICE THAT SHE CARES FOR AS TINY MEMBERS OF THE FAMILY.

COLORING SHEET

Disney

CINDERELLA

IN THEATERS MARCH 13



ELLA AND KIT MEET FOR THE FIRST TIME.

© DISNEY PG

Disney

CINDERELLA

In Theaters March 13



© DISNEY

PG

Cinderella's stepsisters, Anastasia and Drisella,
get dressed for the Ball.

Coloring sheet

Disney

CINDERELLA

In Theaters March 13



© DISNEY

PG

Cinderella's wicked Stepmother rips her dress and tells her "You shall NOT go to the Ball."

Coloring sheet

Disney

CINDERELLA

In Theaters March 13



© DISNEY

PG

The Fairy Godmother uses her magic wand to transform a pumpkin into a golden carriage to take Cinderella to the ball.

Coloring Sheet

Disney

CINDERELLA

IN THEATERS MARCH 13



THE FAIRY GODMOTHER SENDS CINDERELLA
TO THE BALL IN A GOLDEN CARRIAGE.

© DISNEY PG

Disney

CINDERELLA

IN THEATERS MARCH 13



ALL EYES ARE ON CINDERELLA AND
VTHE PRINCE AT THE GRAND BALL.

© DISNEY
PG

Disney

CINDERELLA

In Theaters March 13



When the clock strikes midnight, Cinderella must leave the Ball and Prince behind, and accidentally one of her glass slippers too.

Coloring sheet

© DISNEY PG

Disney

CINDERELLA

IN THEATERS MARCH 13



THE PRINCE FINDS THAT THE GLASS SLIPPER FITS CINDERELLA PERFECTLY.

© DISNEY PG

Disney CINDERELLA In Theaters March 13

Draw Your Own Glass Slipper

Connect the dots to make your own glass slipper.



GLASTS SLIPPER

Heel: 1-7

Shoe: 8-65

Sole: 66-76

© DISNEY PG

ACTIVITY SHEET

Disney

CINDERELLA

IN THEATERS MARCH 13

SPOT THE DIFFERENCE

Can you find the 6 things that are different?





© DISNEY

PG

ACTIVITY SHEET

Disney

CINDERELLA

In Theaters March 13

Spot the Difference

Can you find the 6 things that are different?





PG

© DISNEY

Activity Sheet

Disney CINDERELLA In Theaters March 13

Spot the Difference

Can you find the 6 things that are different?





© DISNEY PG

Activity Sheet

Disney

CINDERELLA

MARCH 13

CLOCK CRAFT

Cut out the clock and hands. Adhere the clock to an 8" paper plate. Use a brad to poke a hole through the two hands and clock. Clasp to secure.



PG

© 2015 Disney

Disney

CINDERELLA

MARCH 13

Cinderella's Slipper Craft

Cut along the solid lines around the shoe, insert and butterfly. Fold along the dashed lines and paste the insert to the back of the full slipper cutout. Flip the cutout over so that the full slipper side is facing down. Pull the left and right sides of the slipper up and adhere panel "A" and "B" together to overlap. Bring panel "C" up to meet with the top of the back of the slipper and adhere along with the two side flaps. Slip flaps "D" and "E" together to pull the front of the slipper up. Adhere the butterfly to the top center of flaps "D" and "E."



PG

© 2015 Disney

Disney

CINDERELLA

MARCH 13

Cinderella's Slipper Craft

Cut along the solid lines around the shoe, insert and butterfly. Fold along the dashed lines and paste the insert to the back of the full slipper cutout. Flip the cutout over so that the full slipper side is facing down. Pull the left and right sides of the slipper up and adhere panel "A" and "B" together to overlap. Bring panel "C" up to meet with the top of the back of the slipper and adhere along with the two side flaps. Slip flaps "D" and "E" together to pull the front of the slipper up. Adhere the butterfly to the top center of flaps "D" and "E."



Shoe Insert

PG

© 2015 Disney

Disney

CINDERELLA

In Theaters March 13

Word Search

Can you find all the hidden words?

D	R	C	N	A	O	Q	V	G	M	V	U	C	Y	V
X	E	P	I	A	L	Z	L	C	P	E	E	E	T	R
X	H	X	O	N	B	L	U	A	N	F	O	I	E	J
N	T	I	K	S	D	U	E	I	L	C	Q	H	A	K
V	O	F	L	N	Y	E	K	S	P	C	T	S	N	G
O	M	Y	A	I	H	P	R	C	I	O	T	G	A	V
H	P	T	B	M	M	M	K	E	M	R	R	H	S	S
E	E	G	S	U	I	V	W	D	L	A	D	W	T	A
G	T	U	P	C	U	L	O	E	N	L	I	R	A	F
A	S	Z	E	X	B	G	Y	D	R	T	A	F	S	J
I	L	E	J	Z	Y	S	B	R	J	Q	G	Z	I	W
R	I	L	A	R	N	A	P	R	I	N	C	E	A	T
R	V	L	I	Y	L	B	Y	K	L	G	M	O	B	Q
A	E	A	G	L	A	S	S	S	L	I	P	P	E	R
C	F	D	N	A	W	C	I	G	A	M	B	Y	T	I

PG

© DISNEY

ELLA	KIT	GLASS SLIPPER
MICE	FAIRY GODMOTHER	PRINCE
EVIL STEPMOTHER	MAGIC WAND	CINDERELLA
ANASTASIA	PUMPKIN	GRAND BALL
DRISELLA	CARRIAGE	FAMILY

ACTIVITY SHEET

Disney

CINDERELLA

IN THEATERS MARCH 13

LINE MAZE

Choose the right path and help Cinderella get to her Fairy Godmother.





© DISNEY

PG

ACTIVITY SHEET

Disney

CINDERELLA

IN THEATERS MARCH 13

SPOT THE DIFFERENCE

Can you find the 6 things that are different?





ACTIVITY SHEET

© DISNEY

PG

Disney CINDERELLA MARCH 13

MEMORY CARDS-BACK

PRINT OUT TWO FULL SETS OF THE MEMORY CARDS SO THAT THE BACK AND FRONT SHEETS MATCH UP. CUT OUT EACH CARD AND SHUFFLE. LAY THE CARDS FRONT SIDE FACING DOWN AND USE YOUR MEMORY TO MATCH THE IMAGES.



PG

© 2015 Disney

Disney

CINDERELLA

MARCH 13

MEMORY CARDS - FRONT

PRINT OUT TWO FULL SETS OF THE MEMORY CARDS SO THAT THE BACK AND FRONT SHEETS MATCH UP. CUT OUT EACH CARD AND SHUFFLE. LAY THE CARDS FRONT SIDE FACING DOWN AND USE YOUR MEMORY TO MATCH THE IMAGES.

























PG

© 2015 Disney