Disney

BEAUTY AND THE BEAST

IN THEATRES MARCH 17



PLUMETTE

© DISNEY

PG

Disney

BEAUTY AND THE BEAST

IN THEATRES MARCH 17

COGSWORTH



© DISNEY

© DISI

PG

Disney

BEAUTY AND THE BEAST

IN THEATRES MARCH 17



LUMIERE

© DISNEY

PG

Disney

BEAUTY AND THE BEAST

IN THEATRES MARCH 17



GASTON AND LEFOU

© DISNEY

PG

Disney

BEAUTY AND THE BEAST

IN THEATRES MARCH 17

MRS POTTS AND CHIP



© DISNEY

PG

Disney

BEAUTY AND THE BEAST

IN THEATRES MARCH 17

THE BEAST



© DISNEY

PG

Disney

BEAUTY AND THE BEAST

IN THEATRES MARCH 17

BELLE AND THE BEAST



© DISNEY

PG

Disney

BEAUTY AND THE BEAST

IN THEATRES MARCH 17

MEMORY GAME

INSTRUCTIONS

1. Using a pair of scissors, carefully cut out each card.
2. Mix up the cards and lay them in rows, face down.
3. Set your timer and start the game.
4. Turn over any two cards, if the two cards match, keep them, if they don't match, turn them back over and remember what was on each card.
5. The game is over when all the cards have been matched.
6. The player that matches all the pairs in the quickest time wins.



© DISNEY

Disney

BEAUTY AND THE BEAST

IN THEATRES MARCH 17



BELLE

© DISNEY

PG

Disney

BEAUTY AND THE BEAST

IN THEATRES MARCH 17

MEMORY GAME

INSTRUCTIONS

1. Using a pair of scissors, carefully cut out each card.
2. Mix up the cards and lay them in rows, face down.
3. Set your timer and start the game.
4. Turn over any two cards, if the two cards match, keep them, if they don't match, turn them back over and remember what was on each card.
5. The game is over when all the cards have been matched.
6. The player that matches all the pairs in the quickest time wins.



© DISNEY

MEMORY GAME

Disney BEAUTY AND THE BEAST

IN THEATRES MARCH 17



FOLD



© DISNEY

PG

MEMORY GAME

Disney BEAUTY AND THE BEAST

IN THEATRES MARCH 17



FOLD



© DISNEY

MEMORY GAME

Disney BEAUTY AND THE BEAST

IN THEATRES MARCH 17



© DISNEY

PG

MEMORY GAME

Disney BEAUTY AND THE BEAST

IN THEATRES MARCH 17



© DISNEY

MEMORY GAME

Disney BEAUTY AND THE BEAST

IN THEATRES MARCH 17



FOLD



© DISNEY

PG

Disney

BEAUTY AND THE BEAST

IN THEATRES MARCH 17

MEMORY GAME

INSTRUCTIONS

1. Using a pair of scissors, carefully cut out each card.
2. Mix up the cards and lay them in rows, face down.
3. Set your timer and start the game.
4. Turn over any two cards, if the two cards match, keep them, if they don't match, turn them back over and remember what was on each card.
5. The game is over when all the cards have been matched.
6. The player that matches all the pairs in the quickest time wins.



Disney

BEAUTY AND THE BEAST

IN THEATRES MARCH 17

MAZE



INSTRUCTIONS

Help Belle rescue her father from the Beast's dungeon



Disney

BEAUTY AND THE BEAST

IN THEATRES MARCH 17

MEMORY GAME

INSTRUCTIONS

1. Using a pair of scissors, carefully cut out each card.
2. Mix up the cards and lay them in rows, face down.
3. Set your timer and start the game.
4. Turn over any two cards, if the two cards match, keep them, if they don't match, turn them back over and remember what was on each card.
5. The game is over when all the cards have been matched.
6. The player that matches all the pairs in the quickest time wins.



MEMORY GAME

Disney BEAUTY AND THE BEAST IN THEATRES MARCH 17



FOLD



© DISNEY

PG

DOOR HANGER

Disney BEAUTY AND THE BEAST

IN THEATRES MARCH 17

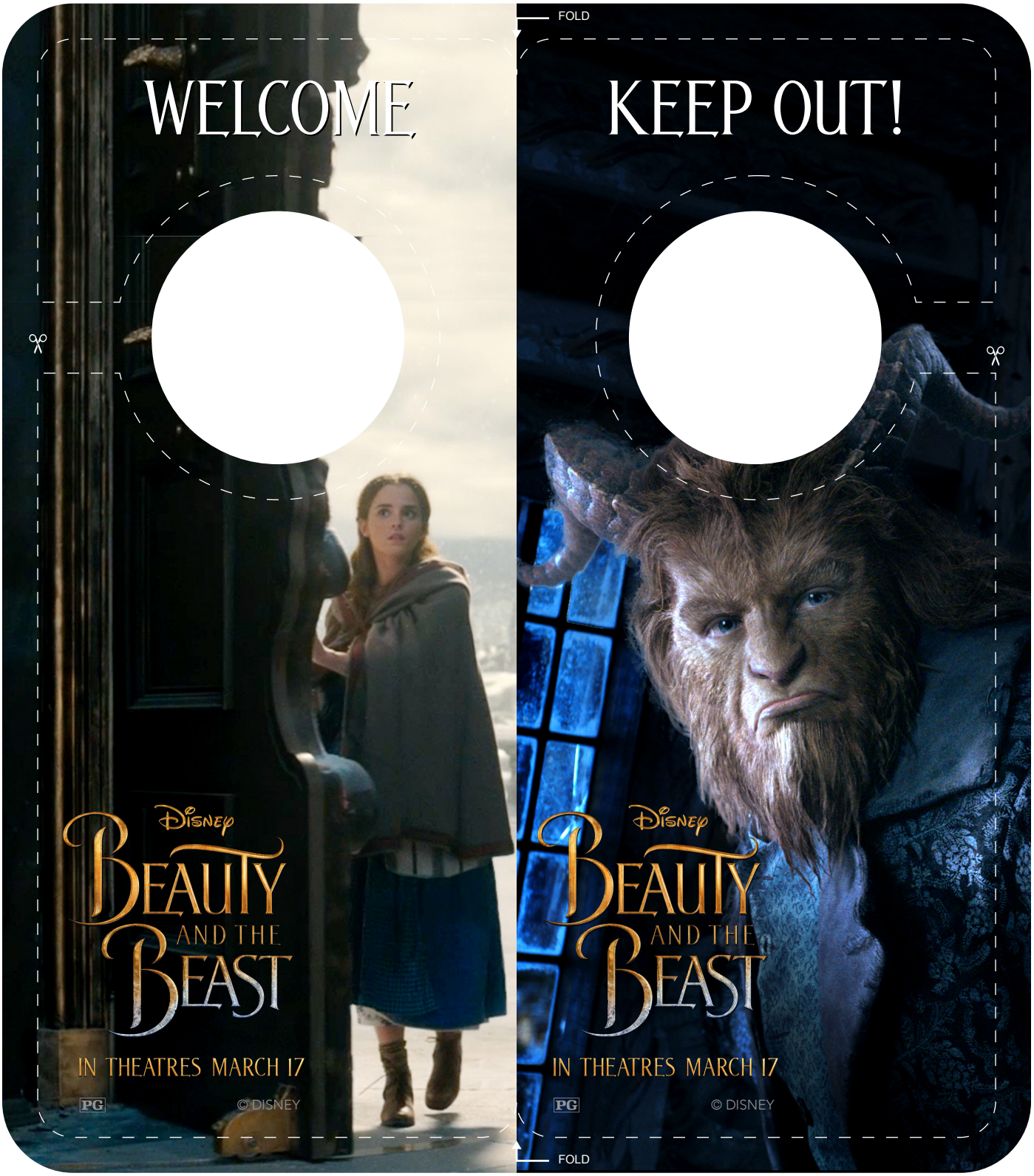

INSTRUCTIONS

Print out both the front and back pages on a heavy weight paper such as a card stock. Using scissors, have an adult cut the shape out along the dashed lines. After both sides are cut out, carefully glue the blank sides together. Once the glue is dry, you may hang it on any door knob.

© DISNEY

PG

Disney

BEAUTY AND THE BEAST

IN THEATRES MARCH 17

MAZE



INSTRUCTIONS

Help Belle rescue her father from the Beast's dungeon



© DISNEY

PG

Disney

BEAUTY AND THE BEAST

IN THEATRES MARCH 17

MEMORY GAME

INSTRUCTIONS

1. Using a pair of scissors, carefully cut out each card.
2. Mix up the cards and lay them in rows, face down.
3. Set your timer and start the game.
4. Turn over any two cards, if the two cards match, keep them, if they don't match, turn them back over and remember what was on each card.
5. The game is over when all the cards have been matched.
6. The player that matches all the pairs in the quickest time wins.



DOOR HANGER

Disney BEAUTY AND THE BEAST

IN THEATRES MARCH 17

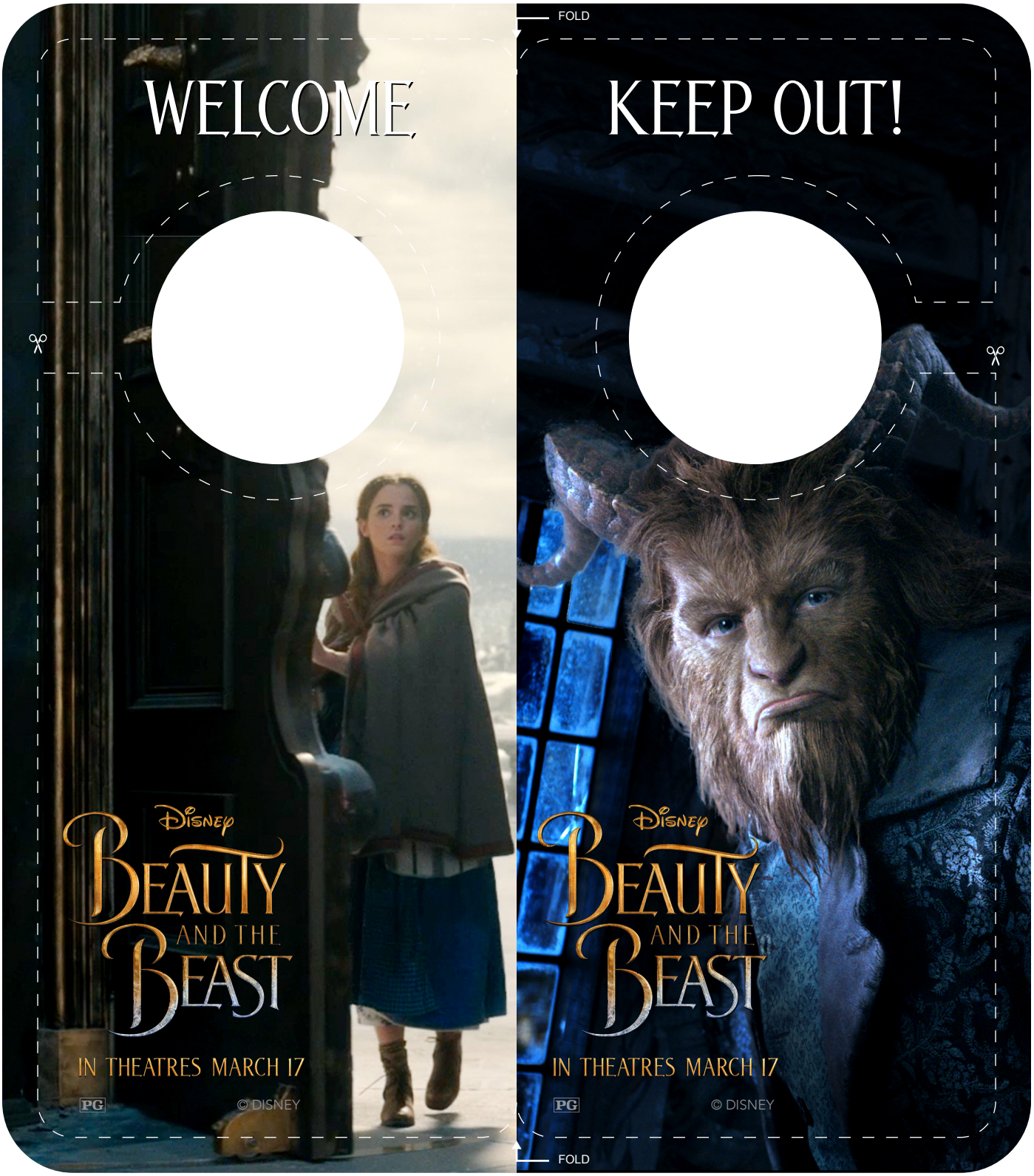

INSTRUCTIONS

Print out both the front and back pages on a heavy weight paper such as a card stock. Using scissors, have an adult cut the shape out along the dashed lines. After both sides are cut out, carefully glue the blank sides together. Once the glue is dry, you may hang it on any door knob.

© DISNEY

PG

BOOKMARKS





INSTRUCTIONS

Print this page out on a heavy weight paper. Using scissors, have an adult along the dashed lines. Before gluing, fold the bookmarks in half along the center line. Then glue the backside together. For the best results pre-fold the paper before gluing.

© DISNEY

DOOR HANGER

Disney BEAUTY AND THE BEAST IN THEATRES MARCH 17

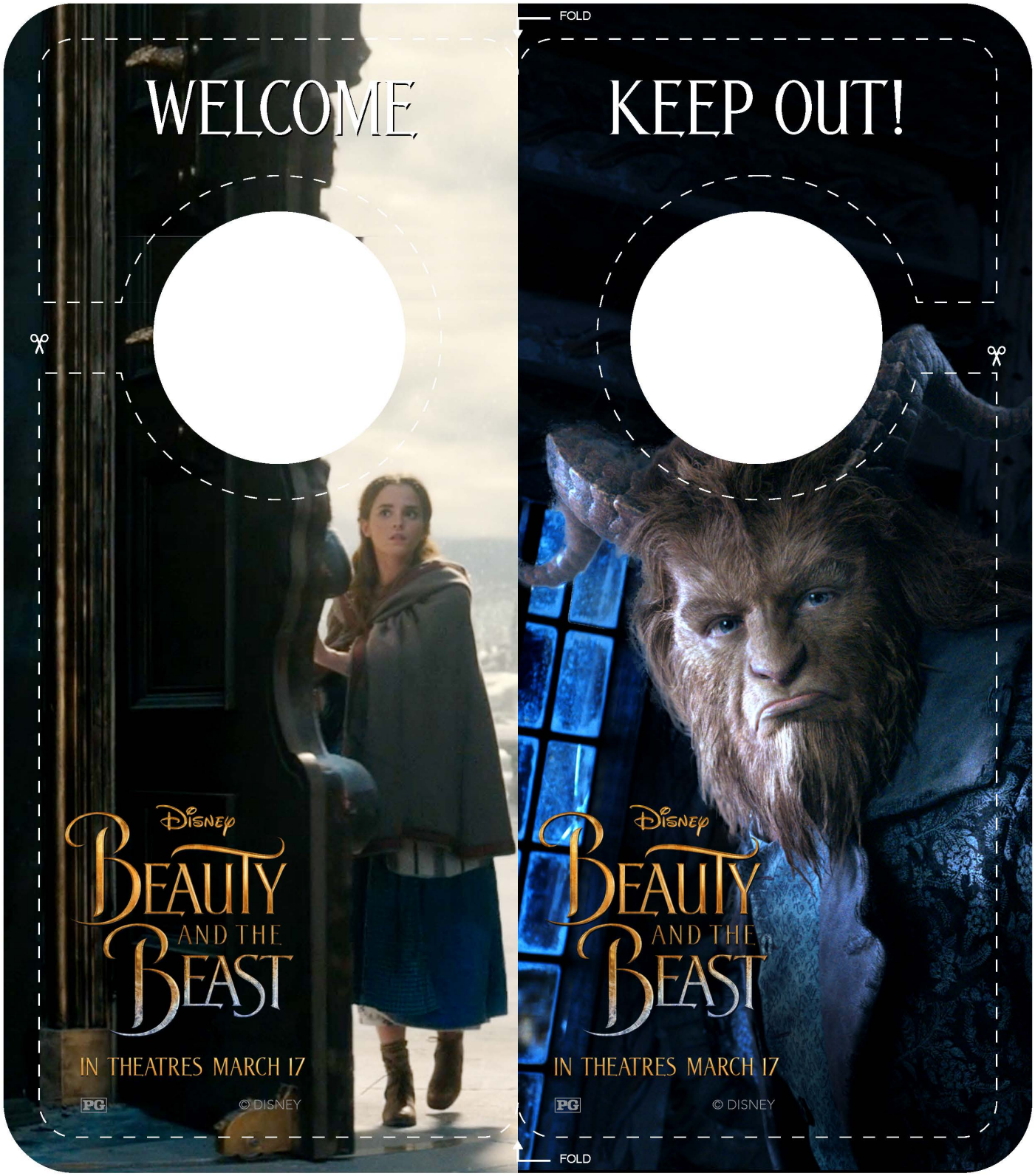

INSTRUCTIONS

Print out both the front and back pages on a heavy weight paper such as a card stock. Using scissors, have an adult cut the shape out along the dashed lines. After both sides are cut out, carefully glue the blank sides together. Once the glue is dry, you may hang it on any door knob.

BOOKMARKS

Disney BEAUTY AND THE BEAST IN THEATRES MARCH 17





INSTRUCTIONS

Print this page out on a heavy weight paper. Using scissors, have an adult along the dashed lines. Before gluing, fold the bookmarks in half along the center line. Then glue the backside together. For the best results pre-fold the paper before gluing.

BOOKMARKS





INSTRUCTIONS

Print this page out on a heavy weight paper. Using scissors, have an adult along the dashed lines. Before gluing, fold the bookmarks in half along the center line. Then glue the backside together. For the best results pre-fold the paper before gluing.

© DISNEY

Disney

BEAUTY AND THE BEAST

IN THEATRES MARCH 17

CADENZA



Disney

BEAUTY AND THE BEAST

IN THEATRES MARCH 17

GARDEROBE



Disney

BEAUTY AND THE BEAST

IN THEATRES MARCH 17



PLUMETTE

PG

Disney

BEAUTY AND THE BEAST

IN THEATRES MARCH 17

COGSWORTH



© DISI

Disney

BEAUTY AND THE BEAST

IN THEATRES MARCH 17



LUMIERE

Disney

BEAUTY AND THE BEAST

IN THEATRES MARCH 17



GASTON AND LEFOU

Disney

BEAUTY AND THE BEAST

IN THEATRES MARCH 17

MRS POTTS AND CHIP



SNEY

Disney

BEAUTY AND THE BEAST

IN THEATRES MARCH 17

THE BEAST



Disney

BEAUTY AND THE BEAST

IN THEATRES MARCH 17

BELLE AND THE BEAST



PG

Disney

BEAUTY AND THE BEAST

IN THEATRES MARCH 17



BELLE

Disney

BEAUTY AND THE BEAST

IN THEATRES MARCH 17

MEMORY GAME

INSTRUCTIONS

1. Using a pair of scissors, carefully cut out each card.
2. Mix up the cards and lay them in rows, face down.
3. Set your timer and start the game.
4. Turn over any two cards, if the two cards match, keep them, if they don't match, turn them back over and remember what was on each card.
5. The game is over when all the cards have been matched.
6. The player that matches all the pairs in the quickest time wins.



Disney

BEAUTY AND THE BEAST

IN THEATRES MARCH 17

MAZE



INSTRUCTIONS

Help Belle rescue her father from the Beast's dungeon



DOOR HANGER

Disney BEAUTY AND THE BEAST IN THEATRES MARCH 17

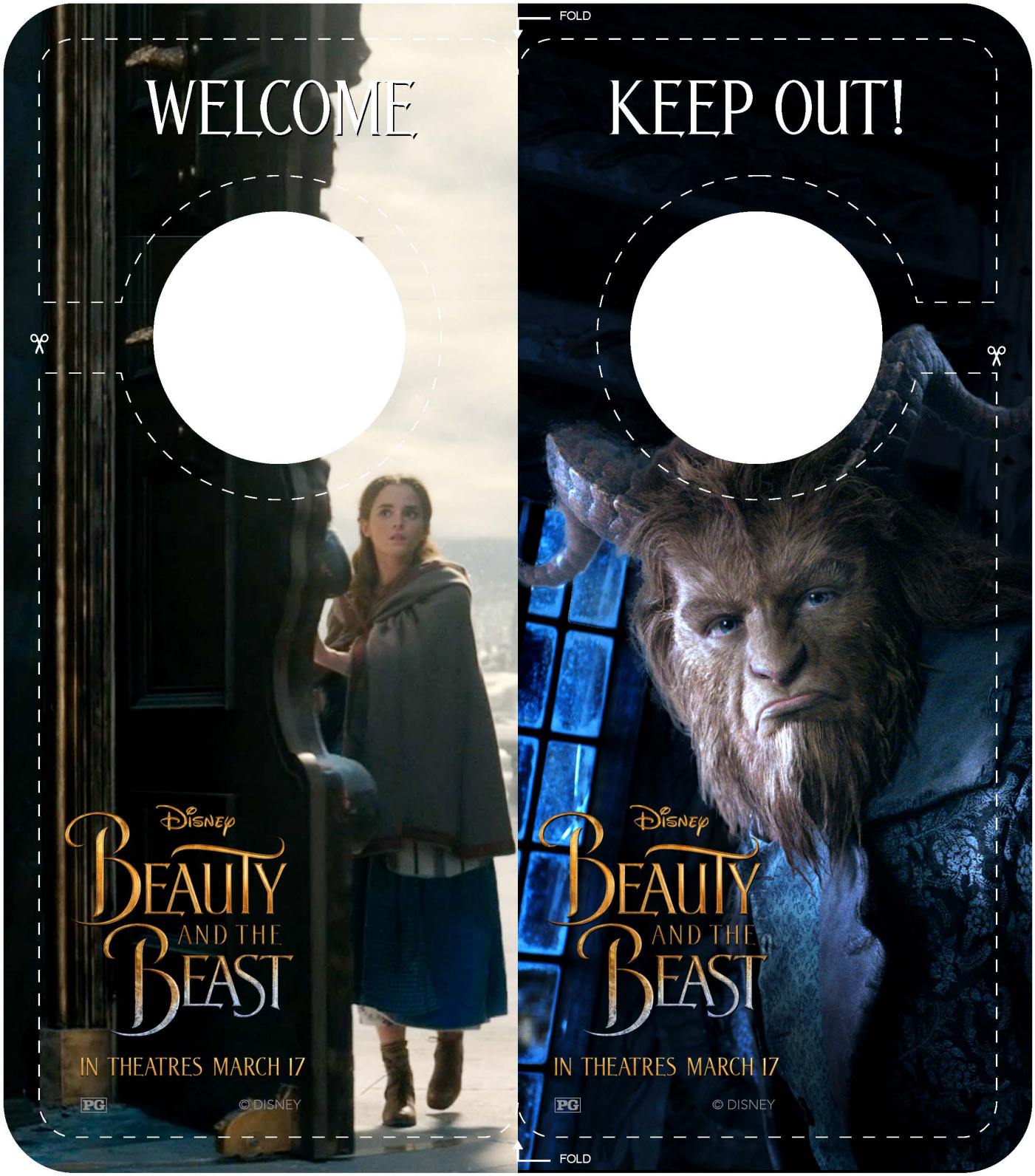

INSTRUCTIONS

Print out both the front and back pages on a heavy weight paper such as a card stock. Using scissors, have an adult cut the shape out along the dashed lines. After both sides are cut out, carefully glue the blank sides together. Once the glue is dry, you may hang it on any door knob.

BOOKMARKS

Disney BEAUTY AND THE BEAST IN THEATRES MARCH 17





INSTRUCTIONS

Print this page out on a heavy weight paper. Using scissors, have an adult along the dashed lines. Before gluing, fold the bookmarks in half along the center line. Then glue the backside together. For the best results pre-fold the paper before gluing.

Disney

BEAUTY AND THE BEAST

IN THEATRES MARCH 17

GARDEROBE

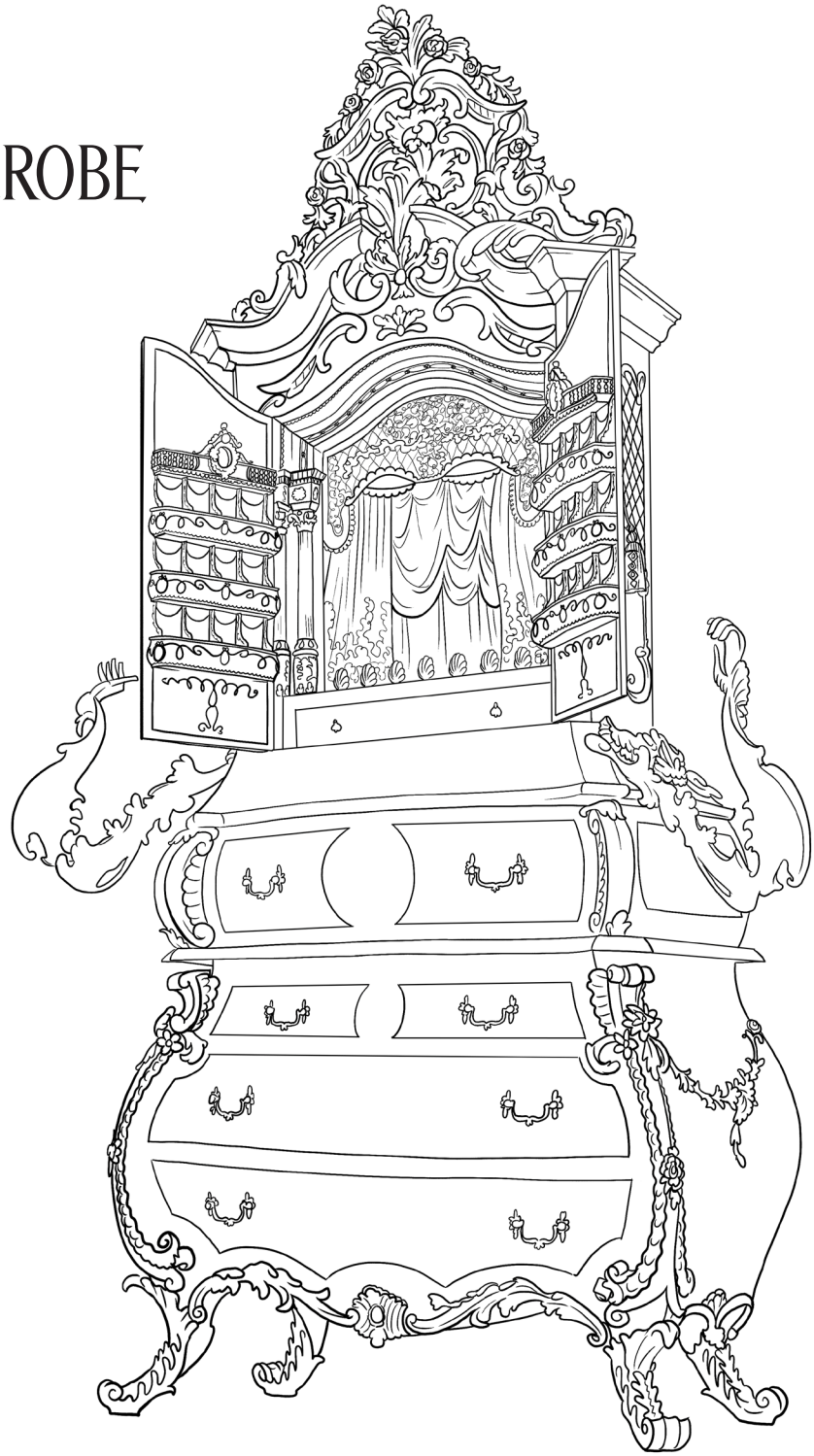

© DISNEY

PG